


HIKOKI

AC CORDED POWER TOOL CATALOGUE

BUILT TOUGH FOR THE PROFESSIONAL




AC Brushless Motors



AC Brushless. Durability Extended.

HiKOKI's AC Brushless motor technology is the most cutting edge brushless technology available - providing more efficiency, increased power and extends the durability of the power tool with less motor maintenance required.

AC Brushless Motor



93mm

50%
Lighter




Ø45mm

25%
Smaller


No Carbon Brush Replacement
And No Armature wear
Means Less Maintenance

No commutators



No motor winding

Brushed Motor



124mm



Ø62mm

AC Brushless Key Benefits & Advantages.

- Increased power for optimal tool performance
- Less maintenance, less wear and tear
- Less tool downtime
- Voltage drop won't affect tool performance
- Stable performance when used with generators
- Motor is lighter and more compact

Revolutionary Integrated Power Inverter

Every HiKOKI AC Brushless Power Tool is fitted with its very own compact power inverter. This inverter allows for the tool to be compatible with generators and long extension cords, while still achieving optimal performance by avoiding the harmful effects of voltage drops and spikes. HiKOKI's AC Brushless tools provide long service life and maintenance-free operation making them the preferred option for industry professionals.

AC Brushless Motor



Inverter



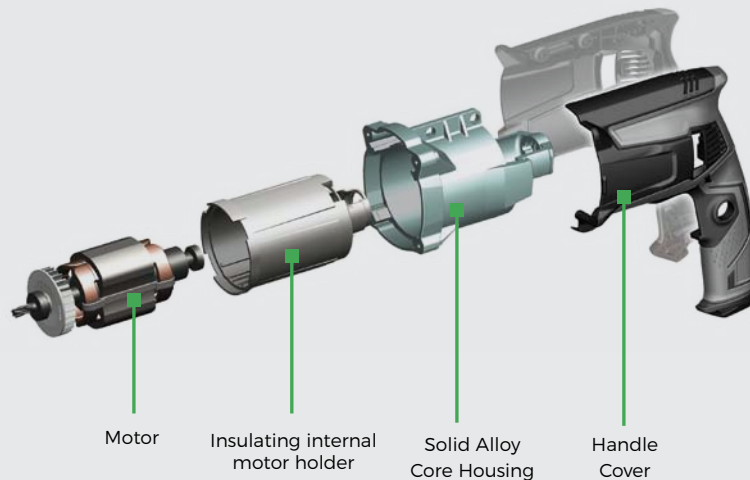
The inverter inside HiKOKI's AC Brushless Tools works efficiently with portable petrol generators, electronically filtering out spikes or drops in voltage.



Up to 100m

The inverter inside HiKOKI's AC Brushless Tools helps to run the tool at optimal performance and isn't affected by voltage drop when used with long extension cords.

Advanced Heavy Duty AHB Technology



Built tough like no other, HiKOKI AHB construction technology offers the toughest and most durable heavy duty tools for professionals - designed with extreme alloy body strength and superior safety properties.

EXTREME STRENGTH

AHB Alloy Construction provides maximum strength and protection for the tool's body.

SUPERIOR SAFETY

Inner surface of the alloy core is lined with an insulating layer and meets NZ Electrical Safety Compliance

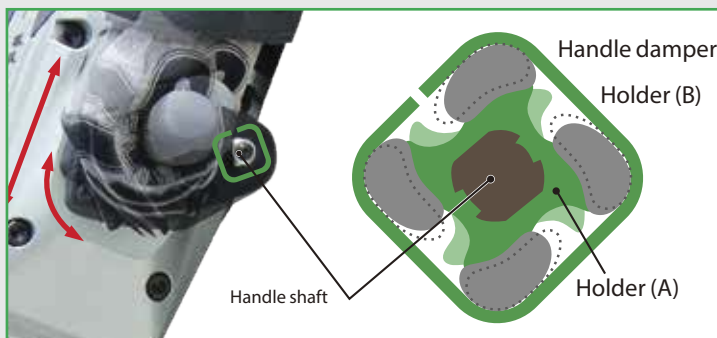
HEAT DISSIPATION

AHB provides optimal cooling efficiency by pulling heat away from the motor and releasing it from the tool

Advanced Vibration Protection System

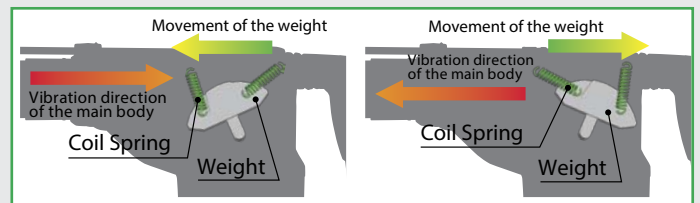


Industry leading Low Vibration Protection Technology reduces user's fatigue caused from vibrations when working for prolonged periods of time. Designed with counterbalancing innovation and shock absorbing handles, HiKOKI's advanced UVP technology achieves maximum work performance and Health & Safety compliance.



SHOCK ABSORBING HANDLES

Intelligent shock absorbing rubber handles, reduces vibration transferred from the tool through to the handle, and improves the tools control and handling.



INTERNAL COUNTERBALANCE

Internal counterbalance design where a weight and two springs move in opposite direction of the main body, this partnered with a shock absorbing handle reduces vibration up to approx. 33%.



Professional AC Powered Die Grinders

520W 6mm Die Grinder

GP2S2(G1Z)

- Heavy duty unit with all ball bearing construction
- Powerful 520W motor
- High no-load speed of 29,000rpm
- Compact design for easy operation and significant reach
- Easy to grip design

Supplied with side handle, collet chuck, wrenches.



Wheel Capacity	Max Wheel Dia.	No Load Speed (RPM)	Overall Length	Weight	Wattage
6mm	25mm	29,000/min	359.4mm	1.7 kg	520W

760W 6mm Variable Speed Die Grinder

GP3V(G1Z)

- Super heavy duty unit with all ball bearing construction
- Powerful 760W motor
- Variable speed by dial: 7,000 - 29,000rpm
- Compact design for easy operation and significant reach
- Soft start and constant speed control

Supplied with side handle, collet chuck, wrenches.



Wheel Capacity	Max Wheel Dia.	No Load Speed (RPM)	Overall Length	Weight	Wattage
6mm	25mm	7,000 - 29,000/min	406mm	1.8 kg	760W

760W 6mm Variable Speed Die Grinder

GP5V(G1Z)

- Super heavy duty unit with all ball bearing construction
- Powerful 760W motor
- Variable speed by dial: 2,000 - 8,300rpm
- Compact design for easy operation and significant reach
- Soft start and constant speed control

Supplied with side handle, collet chuck, wrenches.



Wheel Capacity	Max Wheel Dia.	No Load Speed (RPM)	Overall Length	Weight	Wattage
6mm	50mm	2,000 - 8,300/min	406mm	1.9 kg	760W



Heavy Duty AC Powered Grinders

125mm 730W All Purpose Angle Grinder

G13SR4(G6Z)

- Heavy duty unit with strong alloy gearbox
- Powerful 730W motor
- Heat resistant
- Spindle lock
- Easy to grip design

Supplied with side handle, wrench, carry case.

Also available in 100mm (G10SR4) and 115mm (G12SR4)



Wheel Capacity	Spindle Thread	No Load Speed (RPM)	Overall Length	Weight	Wattage
125mm	M14 x 2	10,000/min	258mm	1.8 kg	730W

125mm 900W High Performance Angle Grinder

G13SN2(G6Z)

- Super heavy duty unit with high power output
- Powerful 900W motor
- Heat resistant
- Spindle lock
- Easy to grip design

Supplied with side handle, wrench, carry case.

Also available in 115mm (G12SN2)



Wheel Capacity	Spindle Thread	No Load Speed (RPM)	Overall Length	Weight	Wattage
125mm	M14 x 2	10,500/min	266mm	2.0 kg	900W

125mm 1200W High Performance Angle Grinder

G13SW(G1Z)

- Super heavy duty unit with high overload capabilities
- Powerful 1200W motor
- Heat resistant
- Slim body design
- Vibration absorbing side handle

Supplied with side handle, wrench.

Optional dust filter available #376558



Wheel Capacity	Spindle Thread	No Load Speed (RPM)	Overall Length	Weight	Wattage
125mm	M14 x 2	12,000/min	277mm	2.3 kg	1200W

Heavy Duty AC Powered Grinders

NEW 125mm 1400W Heavy Duty Angle Grinder

G13SE3(G1Z)

- Heavy duty unit with improved dust durability
- Powerful 1400W motor
- Safety paddle switch
- Tool-less wheel guard
- Slim design housing

Supplied with side handle, wrench.
Optional dust filter available #376558



Wheel Capacity	Spindle Thread	No Load Speed (RPM)	Overall Length	Weight	Wattage
125mm	M14 x 2	11,500/min	328mm	2.5 kg	1400W

NEW 125mm 1400W Heavy Duty Angle Grinder

G13SB4(G4Z)

- Heavy duty unit with improved dust durability
- Powerful 1400W motor
- Slide switch
- Tool-less wheel guard
- Slim design housing

Supplied with side handle, wrench.
Optional dust filter available #376558



Wheel Capacity	Spindle Thread	No Load Speed (RPM)	Overall Length	Weight	Wattage
125mm	M14 x 2	11,500/min	288mm	2.5 kg	1400W

125mm 1500W Safety Angle Grinder

G13YC2(G1Z)

- Heavy duty unit with all ball bearing construction
- Powerful 1500W motor
- Compact design with slim housing
- Anti-restart, soft-start and kickback protection
- Constant speed control
- Paddle switch lever

Supplied with side handle, wrench.



Wheel Capacity	Spindle Thread	No Load Speed (RPM)	Overall Length	Weight	Wattage
125mm	M14 x 2	2,800 -10,000/min	305mm	2.1 kg	1500W

Heavy Duty AC Brushless Angle Grinders

NEW 125mm 1320W Brushless Safety Angle Grinder

G13BYEQ(G1Z)

- Super heavy duty unit with all ball bearing construction
- Powerful 1320W AC Brushless motor
- Compact design with slim housing
- Anti-restart, soft-start and kickback protection
- Paddle switch
- Detachable dust filter to protect grinder from dust
- AC brushless provides stable performance when used with generators and isn't affected by voltage drops from long extension leads

Supplied with side handle, wrench.



BRUSHLESS

Wheel Capacity	Spindle Thread	No Load Speed (RPM)	Overall Length	Weight	Wattage
125mm	M14 x 2	10,000/min	398mm	2.2 kg	1320W

125mm 1320W Brushless Heavy Duty Angle Grinder

G13VE(G1Z)

- Super heavy duty unit with all ball bearing construction
- Powerful 1320W AC Brushless motor
- Variable speed by dial: 2,800 - 10,000rpm
- Compact design with slim housing
- Anti-restart, soft-start and kickback protection
- Slide switch
- AC Brushless provides stable performance when used with generators and isn't affected by voltage drops from long extension leads

Supplied with side handle, wrench.

Optional dust filter available #376313



BRUSHLESS

Wheel Capacity	Spindle Thread	No Load Speed (RPM)	Overall Length	Weight	Wattage
125mm	M14 x 2	2,800 -10,000/min	305mm	2.1 kg	1320W

HiKOKI's Heavy Duty Cordless Angle Grinders!



G3613DB
125mm Angle Grinder
36V Brushless
Powered by MULTI VOLT™



G3623DA
230mm Angle Grinder
36V Brushless
Powered by MULTI VOLT™

Heavy Duty AC Powered Grinders

180mm 2300W Heavy Duty Angle Grinder

G18MR(G1Z)

- Super heavy duty unit with double insulated alloy housing
- Powerful 2300W motor
- 3 position Vibration absorbing side handle
- Tool-less wheel guard
- Auto-stop brushes and anti-dust airflow system
- Easy to operate trigger
- Low profile head

Supplied with side handle, wrench.



Wheel Capacity	Spindle Thread	No Load Speed (RPM)	Overall Length	Weight	Wattage
180mm	M14 x 2	8,500/min	492mm	5.4 kg	2300W

230mm 2200W High Performance Angle Grinder

G23SW2(G1Z)

- Heavy duty unit with high power output
- Powerful 2200W motor
- Heat resistant
- Large switch lever for greater control
- Soft grip side handle
- New optimal air vent design, protects motor from dust

Supplied with side handle, wrench.



Wheel Capacity	Spindle Thread	No Load Speed (RPM)	Overall Length	Weight	Wattage
230mm	M14 x 2	6,600/min	469mm	5.1 kg	2200W

230mm 2300W Heavy Duty Angle Grinder

G23MR(G1Z)

- Super heavy duty unit with double insulated alloy housing
- Powerful 2300W motor
- 3 position Vibration absorbing side handle
- Tool-less wheel guard
- Auto-stop brushes and anti-dust airflow system
- Easy to operate trigger
- Low profile head

Supplied with side handle, wrench.



Wheel Capacity	Spindle Thread	No Load Speed (RPM)	Overall Length	Weight	Wattage
230mm	M14 x 2	6,600/min	492mm	5.4 kg	2300W



HIKOKI

HIKOKI

HIKOKI

Heavy Duty AC Brushless Impact Wrenches

3/4" 620Nm Brushless Impact Wrench

WR22SE(H1Z)

- 620Nm tightening torque
- High performance 800W AC Brushless motor
- Maintenance free, no risk of armature burnout or worn brushes
- Heavy duty aluminium housing body (AHB)
- AC Brushless provides stable performance when used with generators and isn't affected by voltage drops from long extension leads

Supplied with side handle and case.



Ordinary Bolt Capacity	High Tension Bolt	Tightening Torque	Max Impact Rate	Weight	Wattage
14 - 24mm	16 - 22mm	620Nm	2,000/min	4.7 kg	800W

1" 1000Nm Brushless Impact Wrench

WR25SE(G1Z)

- 1000Nm tightening torque
- High performance 900W AC Brushless motor
- Maintenance free, no risk of armature burnout or worn brushes
- Heavy duty aluminium housing body (AHB)
- AC Brushless provides stable performance when used with generators and isn't affected by voltage drops from long extension leads

Supplied with side handle and case.



Ordinary Bolt Capacity	High Tension Bolt	Tightening Torque	Max Impact Rate	Weight	Wattage
22 - 30mm	22 - 24mm	1000Nm	1,500/min	7.7 kg	900W

Meet HiKOKI's Cordless Wrenches!



WR36DC
320Nm
1/2" Drive



WR36DB
1050Nm
1/2" Drive



WR36DA
1110Nm
3/4" Drive

Heavy Duty AC Powered Sabre Saws

130mm 1050W Heavy Duty Sabre Saw

CR13VB(G1Z)

- High performance 1,050W motor
- Dust and water resistant triple seal construction
- Straight or swing cutting action
- Tool-less blade change and shoe plate adjustment
- Variable speed control by dial and trigger switch
- Blade mount reversible to cut upward or downward

Supplied with blade and case.



Wood Capacity	Steel Capacity	Pipe Capacity	No Load Speed	Length of Stroke	Weight	Wattage
300mm	19mm	130mm	0 - 2800/min	32mm	4.0kg	1,050W

130mm 1150W Heavy Duty Sabre Saw

CR13VBY(G1Z)

- High performance 1,150W motor
- Anti-vibration system (UVP)
- Straight or swing action for faster cutting
- Tool-less blade change and shoe plate adjustment
- Variable speed control by dial and trigger switch

Supplied with blade and case.



Wood Capacity	Steel Capacity	Pipe Capacity	No Load Speed	Length of Stroke	Weight	Wattage
300mm	19mm	130mm	0 - 3000/min	32mm	4.4kg	1,150W

NEW 130mm 1100W Brushless Professional Sabre Saw

CR13VEY(G1Z)

- High powered 1100W AC Brushless motor
- Heavy duty twin rotation counter weight drive system
- Orbital cutting or straight cutting mode
- Anti-vibration system (UVP)
- 5 mode control selector
- AC Brushless provides stable performance when used with generators and isn't affected by voltage drops from long extension leads

Supplied with blade and case.



Wood Capacity	Steel Capacity	Pipe Capacity	No Load Speed	Length of Stroke	Weight	Wattage
300mm	19mm	130mm	0 - 3000/min	32mm	3.9 kg	1,100W



Heavy Duty AC Powered Rotary Hammers

24mm 730W SDS+ Rotary Hammer

DH24PG2(G1Z)

- 2-mode - Drilling, hammer drilling
- Powerful 730W motor
- Variable speed and reverse
- Labyrinth ventilation design that reduces dust and debris
- SDS+ quick change bit retaining system
- Compact body

Supplied with side handle, depth gauge, carry case. Drill bit not included.



Wood Capacity	Steel Capacity	Concrete	No Load Speed	Full load Impact	Weight	Bit Shank	Wattage
32mm	13mm	24mm	0 - 1050/min	0 - 3,950/min	2.8kg	SDS+	730W

26mm 830W SDS+ Rotary Hammer

DH26PC2(G1Z)

- 3-mode - Drilling, hammer drilling, chiselling
- Powerful 830W motor
- Variable speed and reverse
- Labyrinth ventilation design that reduces dust and debris
- SDS+ quick change bit retaining system
- Compact body

Supplied with side handle, depth gauge, carry case. Drill bit not included.



Wood Capacity	Steel Capacity	Concrete	No Load Speed	Full load Impact	Weight	Bit Shank	Wattage
32mm	13mm	26mm	0 - 1110/min	0 - 4,300/min	2.8kg	SDS+	830W

28mm 850W SDS+ Rotary Hammer

DH28PCY2(G1Z)

- 3-mode - Drilling, hammer drilling, chiselling
- Powerful 850W motor
- Anti Vibration System (UVP)
- Variable speed and reverse
- Labyrinth ventilation design that reduces dust and debris
- SDS+ quick change bit retaining system
- Compact body

Supplied with side handle, depth gauge, carry case. Drill bit not included.



Wood Capacity	Steel Capacity	Concrete	No Load Speed	Full load Impact	Weight	Bit Shank	Wattage
32mm	13mm	28mm	0 - 1110/min	0 - 4,300/min	3.0kg	SDS+	850W

Heavy Duty AC Powered Rotary Hammers

NEW 28mm 900W SDS+ Brushless Rotary Hammer

DH28PEC(G1Z)

- 3-mode - Drilling, hammer drilling, chiselling
- Powerful 900W motor
- Variable speed and reverse
- Labyrinth ventilation design that reduces dust and debris
- SDS+ quick change bit retaining system
- AC Brushless provides stable performance when used with generators and isn't affected by voltage drops from long extension leads

Supplied with side handle, depth gauge, carry case. Drill bit not included.



BRUSHLESS

UVP
USER VIBRATION PROTECTION

Wood Capacity	Steel Capacity	Concrete	No Load Speed	Full load Impact	Weight	Bit Shank	Wattage
32mm	13mm	28mm	0 - 950/min	0 - 4,300/min	3.0kg	SDS+	900W

30mm 850W SDS+ Rotary Hammer

DH30PC2(G1Z)

- 3-mode - Drilling, hammer drilling, chiselling
- Powerful 830W motor
- Variable speed and reverse
- Variable lock mechanism
- SDS+ quick change bit retaining system

Supplied with side handle, depth gauge, carry case. Drill bit not included.



Wood Capacity	Steel Capacity	Concrete	No Load Speed	Full load Impact	Weight	Bit Shank	Wattage
32mm	13mm	30mm	0 - 850/min	0 - 3,700/min	4.3kg	SDS+	850W

40mm 1100W SDS-MAX Rotary Hammer

DH40MC(G1Z)

- 2-mode - hammer drilling and hammer only
- Powerful 1100W motor
- One push bit mounting
- Variable speed and reverse
- Multi-angle bit holder allows chisel to be rotated to suit the work
- SDS-MAX quick change bit retaining system
- Compact body

Supplied with side handle, depth gauge, carry case. Drill bit not included.



UVP
USER VIBRATION PROTECTION

Concrete Capacity	Core Bit	Size	No Load Speed	Full load Impact	Weight	Bit Shank	Wattage
40mm	105mm	448mm	0 - 620/min	0 - 2,800/min	7.1kg	SDS-MAX	1100W

AC Powered SDS-MAX Rotary Hammers

40mm 1150W SDS-MAX Brushless Rotary Hammer

DH40MEY(G1Z)

- 2-mode - hammer only and hammer drilling
- Powerful 1150W AC brushless motor
- Built-in electronic 4-stage control switch
- Anti-vibration system (UVP)
- SDS-MAX one push quick change bit retaining system
- AC Brushless provides stable performance when used with generators and isn't affected by voltage drops from long extension leads

Supplied with side handle, depth gauge, carry case. Drill bit not included.



BRUSHLESS

UVP
USER VIBRATION PROTECTION

FHB
ALLOY HYBRID BODY

Drill Bit Capacity	Core Bit Capacity	Bit Shank	No Load Speed	Full load Impact	Weight	Size	Wattage
40mm	105mm	SDS-MAX	250 - 500/min	1,430 - 2,850/min	7.5kg	477mm	1150W

52mm 1500W SDS-MAX Brushless Rotary Hammer

DH52MEY(G1Z)

- 2-mode - hammer only and hammer drilling
- Powerful 1500W AC brushless motor
- Built-in electronic 4-stage control switch
- Anti-vibration system (UVP)
- SDS-MAX one push quick change bit retaining system
- AC Brushless provides stable performance when used with generators and isn't affected by voltage drops from long extension leads

Supplied with side handle, depth gauge, carry case. Drill bit not included.



BRUSHLESS

UVP
USER VIBRATION PROTECTION

FHB
ALLOY HYBRID BODY

Drill Bit Capacity	Core Bit Capacity	Bit Shank	No Load Speed	Full load Impact	Weight	Size	Wattage
52mm	160mm	SDS-MAX	110 - 280/min	1,000 - 2,400/min	11.5kg	585mm	1500W

Meet HiKOKI's Cordless Rotary Hammers!



DH36DPD
28mm Rotary Hammer
SDS+



DH36DMA
40mm Rotary Hammer
SDS-MAX



Heavy Duty AC Powered Demolition Hammers

22J 1250W SDS-MAX Heavy Duty Demolition Hammer

H60MC(G1Z)

- Powerful 1250W motor
- Lightweight but durable design
- Functional and robust design
- SDS-MAX one push quick change bit retaining system
- Variable locking mechanism allows 12 different chisel angles

Supplied with side handle, bull point, carry case.



Impact Energy	Bit Shank	Full Load Impact Rate	Overall Length	Weight	Wattage
22J	SDS-MAX	1600/min	570mm	10.2 kg	1250W

13.5J 1150W SDS-MAX Brushless Demolition Hammer

H45MEY(G1Z)

- Powerful 1,150W brushless motor
- Constant speed control with variable speed
- Anti-vibration system (UVP)
- Double Insulated heavy duty metal body design (AHB)
- SDS-MAX one push quick change bit retaining system
- AC brushless provides stable performance when used with generators and isn't affected by voltage drops from long extension leads

Supplied with side handle, bull point, carry case.



Impact Energy	Bit Shank	Full Load Impact Rate	Overall Length	Weight	Wattage
13.5J	SDS-MAX	1,430 - 2,850/min	480mm	7.0 kg	1,150W

26.5J 1500W SDS-MAX Brushless Demolition Hammer

H60MEY(G1Z)

- Powerful 1,500W brushless motor
- Anti Vibration System (UVP)
- Double Insulated heavy duty metal body design (AHB)
- Constant speed control with variable speed
- SDS-MAX one push quick change bit retaining system
- AC brushless provides stable performance when used with generators and isn't affected by voltage drops from long extension leads

Supplied with side handle, bull point, carry case.



Impact Energy	Bit Shank	Full Load Impact Rate	Overall Length	Weight	Wattage
26.5J	SDS-MAX	1,500 - 2,100/min	585mm	12.2 kg	1,500W

Heavy Duty AC Powered Demolition Hammers

45J 1340W Heavy Duty Demolition Hammer

H65SB3(G1Z)

- Powerful 1,340W motor
- Capable of demolishing 338kgs of concrete in 30 minutes
- Anti-vibration system (UVP)
- Double Insulated heavy duty metal body design (AHB)
- Large switch lever and lock-on button
- Fitted with auto-stop brushes for maximum durability

Supplied with side handle, bull point, carry case with wheels.



Impact Energy	Bit Shank	Full Load Impact Rate	Overall Length	Weight	Wattage
45J	30mm Hex	1,400/min	731mm	18.0 kg	1340W

70J 2000W Heavy Duty Demolition Hammer

H90SG(G1Z)

- High performance 2,000W brushless motor
- Capable of demolishing 512kgs of concrete in 30 minutes
- Anti-vibration system (UVP)
- Double Insulated heavy duty metal body design (AHB)
- Shock-absorbing construction and vibration-absorbing handles
- Large switch level for greater control

Supplied with hex bar wrench. Bull point not included.



Impact Energy	Bit Shank	Full Load Impact Rate	Overall Length	Weight	Wattage
70J	30mm Hex	1,000/min	860mm	32 kg	2,000W

Demolition Hammer Accessories

FOR H65SB3	PART NO.	SIZE (mm)	
Bull Point	751543	410	
Cold Chisel	401990	410	
Cutter	751545	410 x 75	
Scoop (Clay Spade)	319298	380	

FOR SDS MAX	PART NO.	SIZE (mm)	
Bull Point	313471	280	
Bull Point	313472	400	
Cold Chisel	313473	280	
Cold Chisel	313474	400	
Cutter	313475	400 x 50	
Scoop	313476	400	

FOR H90SG	PART NO.	SIZE (mm)	
Bull Point	985230	520	
Cold Chisel	985231	520	
Cutter	985232	520 x 72	
Scoop (Clay Spade)	985233	546	

Heavy Duty AC Powered Circular Saws

190mm 1050W General Purpose Circular Saw

C7SS(G1Z)

- General purpose model
- Powerful 1050W motor
- Heavy duty alloy base
- Easy to grip side handle
- Backwards emission dust port
- Compact body

Supplied with side handle, blade, guide, wrench



Blade Dia.	Max Cut Depth 90°	Max Cut Depth 45°	No Load Speed	Length	Weight	Cord Length	Wattage
190mm	68mm	46mm	5,500/min	291mm	3.4kg	4.0m	1050W

190mm 1010W All Purpose Circular Saw

C7MFA(G1Z)

- High performance all purpose model
- Powerful 1010W motor
- Heavy duty nickle plated alloy base
- Easy to grip side handle
- 40T precision TCT blade
- Parallel adjustment

Supplied with side handle, blade, guide, wrench



Blade Dia.	Max Cut Depth 90°	Max Cut Depth 45°	No Load Speed	Length	Weight	Cord Length	Wattage
190mm	68mm	46mm	5,500/min	291mm	3.6kg	4.0m	1010W

185mm 1400W Dustless Circular Saw

C7YA(G1Z)

- Capable of 90% dust collection when connected to an external dust extractor
- Powerful 1400W motor
- Designed for use with a special polycrystalline diamond blade
- Can be used with standard wood cutting blade
- 2-way dust control: Bag or dust extractor
- Robust nickel-plated base

Supplied with dust bag, dust guard, wrench. Blade not included.



Blade Dia.	Max Cut Depth 90°	Max Cut Depth 45°	No Load Speed	Length	Weight	Cord Length	Wattage
185mm	60mm	47mm	5,500/min	299mm	4.9kg	4.0m	1400W

Premium AC Powered Circular Saws

185mm 1710W Heavy Duty Circular Saw

C7SB3(G1Z)

- High performance heavy duty model
- Powerful 1710W motor
- Heavy duty alloy base
- Easy to grip side handle
- 55° bevel capacity
- Compact body

Supplied with blade, guide, wrench, dust adaptor, carry case.



Blade Dia.	Max Cut Depth 90°	Max Cut Depth 45°	No Load Speed	Length	Weight	Cord Length	Wattage
185mm	62mm	47.5mm	6,000/min	304mm	4.3kg	4.0m	1710W

235mm 2000W Heavy Duty Circular Saw

C9SA3(G1Z)

- High performance heavy duty model
- Powerful 2000W motor
- Heavy duty alloy base
- Easy to grip side handle
- Integrated blower exhaust removes sawdust from cutting path
- Low noise and vibration

Supplied with side handle, TCT blade, guide, dust port adaptor, wrench



Blade Dia.	Max Cut Depth 90°	Max Cut Depth 45°	No Load Speed	Length	Weight	Cord Length	Wattage
235mm	86mm	65mm	5,200/min	235mm	7.0kg	4.0m	2000W

HiKOKI's Professional Cordless Circular Saws!



C3606DA
165mm Circular Saw
36V Brushless motor
Powered by MULTI VOLT™



C3607DA
185mm Circular Saw
36V Brushless motor
Powered by MULTI VOLT™



AC Powered Sanders and Polishers

125mm 230W Random Orbital Sander

SV13YB(G1Z)

- Powerful 230W motor
- Random orbital sanding action
- Large non-slip soft grip for comfortable operation
- High dust collecting performance via connection to a dust extractor

Supplied with sanding paper, dust bag.



Sanding Capacity	Orbit Dia.	No Load Speed	Overall Length	Weight	Wattage
125mm	3.2mm	12,000/min	145mm	1.4 kg	230W

150mm 350W Premium Random Orbital Sander

SV15YC(H1Z)

- Variable speed control dial
- Powerful 350W motor
- Orbit diameter can be changed between 2.8mm and 6.2mm
- TurboBoost switch, quickly switch to max. speed during operation
- Large non-slip grip handle
- High dust collecting performance via connection to a dust extractor
- Heavy duty aluminium die cast bearing flange

Supplied with sand paper, dust bag



Sanding Capacity	Orbit Dia.	No Load Speed	Overall Length	Weight	Wattage
150mm	2.8mm	4,200 - 11,000/min	182mm	2.5 kg	350W

110mm 200W Orbital Sander

SV12SG(G1Z)

- Powerful 200W motor
- Large non-slip grip for comfort and greater control
- Dust collection
- Low vibration design
- Optional bases available for hook & Loop and Adhesive sandpaper
- Punch plate included as standard
- Compact body

Supplied with sand paper, dust bag



Sanding Capacity	Orbit Dia.	No Load Speed	No Load Speed: Orbit	Overall Length	Weight	Wattage
110mm x 100mm	1.5mm	14,000/min	28,000/min	137mm	1.1 kg	200W

AC Powered Sanders and Polishers

92mm 180W Orbital Sander

FSV10SA(G1Z)

- Powerful 180W motor
- Large non-slip grip for comfort and greater control
- Dust collection
- Low vibration design
- New paper holder makes it easy to replace sanding paper

Supplied with sand paper, dust bag



Sanding Capacity	Orbit Dia.	No Load Speed: Spindle	No Load Speed: Orbit	Overall Length	Weight	Wattage
92mm x 184mm	2mm	10,000/min	20,000/min	184mm	1.3kg	180W

76mm 1020W Heavy Duty Belt Sander

SB8V2(G1Z)

- Variable speed control dial
- Powerful 1020W motor
- Belt size : 76 x 533mm
- Sanding position visible through transparent cover
- Soft grip handle and sub handle
- High dust collecting performance
- Large trigger switch

Supplied with sand belt, dust bag



Sanding Capacity	Noise (db)	No Load Speed	Overall Length	Weight	Wattage
76 x 533mm	87 db	250 - 450m/min	318mm	4.3 kg	1020W

180mm 1250W Sander Polisher

SP18VA(G1Z)

- Constant speed control
- Powerful 1250W motor
- For sanding and polishing
- Soft start and overload protection
- 2 ways of changing speed: Trigger or dial
- Durable bearing design
- Large trigger switch

Supplied with loop handle, rubber pad, wool bonnet, sanding disc.



Sanding Capacity	Spindle Thread	No Load Speed	Overall Length	Weight	Wattage
180mm	M14 x 2	0 - 3,400/min	415mm	2.8kg	1250W



AC Powered Jigsaw & Multi Tool

COMING SOON

90mm 705W All-Purpose Jigsaw

CJ90SVT2(G1Z)

- Powerful 705W motor
- Variable speed control
- Tool-less blade change system
- 4-stage orbital cutting action
- Durable aluminium front casing
- Base tilt angle 45 degrees left and right
- Accepts standard jigsaw blades

Supplied with blade, wrench, carry case



Wood Capacity	Steel Capacity	Base Tilt	No Load Speed	Length of Stroke	Min. Cutting Radius	Weight	Wattage
90mm	10mm	45° Left / Right	850 - 3,000/min	20mm	25mm	2.2m	705W

230V 350W High Performance Multi Tool

CV350V(G1Z)

- High oscillation speed for fast cutting
- AUTO mode automatically increase or decrease cutting speed
- Powerful 350W motor
- Variable speed control: 5 stage settings or AUTO mode
- Constant speed control, maintains selected RPM
- Soft-start for greater control
- Simple tool-less blade change (OIS blade system)

Supplied with Pad, Sanding Papers, Blades, Tool Box, Carry Case



Oscillation Angle	Normal No Load Speed	AUTO mode No Load Speed	Overall Length	Weight	Wattage
3.2°	6,000 - 20,000/min	15,000 - 20,000/min	280mm	1.5 kg	350W

HiKOKI's Premium Cordless Jigsaws!



CJ36DA
160mm Capacity
36V Brushless motor
Powered by MULTI VOLT™



CJ36DB
160mm Capacity
36V Brushless motor
Powered by MULTI VOLT™

AC Powered Heavy Duty Planers

82mm 580W All Purpose Planer

P20ST(G1Z)

- Max. cutting depth: 1.5mm
- Powerful 580W motor
- Rebating depth: 9mm
- Easy and accurate cutting depth adjustment function
- Optional dust bag or elbow can be connected

Supplied with blades, blade setting gauge, guide, wrench



Cutting Width	Max. Cutting Depth	No Load Speed	Overall Length	Weight	Wattage
82mm	1.5mm	17,000/min	296mm	2.5 kg	580W

82mm 620W Heavy Duty Planer

P20SF(G1Z)

- Max. cutting depth: 2.6mm
- Powerful 620W motor
- Rebating depth: 9mm
- Easy and accurate cutting depth adjustment function
- Optional dust bag or elbow can be connected
- Automatic safety stand to protect blades and surfaces
- Double sided TCT blades

Supplied with blades, blade setting gauge, guide, wrench, carry case



Cutting Width	Max. Cutting Dept	No Load Speed	Overall Length	Weight	Wattage
82mm	2.6mm	17,000/min	296mm	2.5 kg	620W

82mm 720W Professional Rebate Planer

P20SA2(G1Z)

- Max. cutting depth: 3mm
- Powerful 720W motor
- Rebating depth: 25mm
- Easy and accurate cutting depth adjustment function
- Double sided TCT blades

Supplied with blades, blade setting gauge, guide, wrench, carry case



Cutting Width	Max. Cutting Dept	No Load Speed	Overall Length	Weight	Wattage
82mm	3mm	14,000/min	309mm	3.0 kg	720W

AC Powered Premium Routers

1/4" 900W All Purpose Router

M8SA2(G1Z)

- Soft non-slip grip handle with 3 adjustable positions
- Powerful 900W motor
- Unique depth adjustment - enables fast and accurate depth setting
- 3-stage pre-set depth settings
- Improved clutches for collet chuck
- Fine adjustment knob optional (#318304)
- Robust alloy base plate with polycarbonate insert

Supplied with straight guide, template guide, wrench. Cutter not included



Collet Chuck	Stroke	No Load Speed	Weight	Wattage
1/4"	60mm	25,000/min	3.5 kg	900W

1/2" 1700W High Powered Plunge Router

M12SE(G1Z)

- Soft non-slip grip handle with 3 adjustable positions
- Powerful 1700W motor
- Unique depth adjustment - enables fast and accurate depth setting
- 3-stage pre-set depth settings
- Improved clutches for collet chuck
- Optional dust extraction port
- Robust alloy base plate with polycarbonate insert

Supplied with parallel guide, template guide, wrench. Cutter not included



Collet Chuck	Stroke	No Load Speed	Weight	Wattage
1/2"	65mm	22,000/min	5.3 kg	1700W

1/2" 2000W Heavy Duty Plunge Router

M12VE(G1Z)

- Soft non-slip grip handle with 3 adjustable positions
- Powerful 2000W motor
- Unique depth adjustment - enables fast and accurate depth setting
- 3-stage pre-set depth settings
- Electronic Control: Soft start, variable speed and constant speed control
- Optional dust extraction port
- Robust alloy base plate with polycarbonate insert

Supplied with parallel guide, template guide, wrench. Cutter not included.



Collet Chuck	Stroke	No Load Speed	Weight	Wattage
1/2"	65mm	8,000 - 22,000/min	5.3 kg	2000W

AC Powered Slide Compound Mitre Saws

216mm 1050W Slide Compound Mitre Saw

C8FSE(H1Z)

- Lightweight, compact and powerful
- Powerful 1050W motor
- Linear ball bearing slide system for superior accuracy and control
- Slide guide rigidly by dual linear ball bearing for accurate cutting
- Positive mitre stops for increased usability and accuracy
- Rigid die cast base with turn table
- Quick change depth adjustment guide for improved usability

Supplied with blade, dust bag, vise assy, wrench



Blade Dia.	Mitre Angle	Bevel Angle	Cross Cut Capacity	Compound 45° x45°	Bevel 45°	Mitre 45°	Weight	Wattage
216mm (8")	L: 45° R: 57°	L: 48° R: 05°	65mm x 312mm 75mm x 262mm	45mm x 312mm	45mm x 312mm	65mm x 220mm 75mm x 185mm	14kg	1050W

255mm 1520W Compound Mitre Saw

C10FCE2(G1Z)

- Thumb actuated positive mitre stops for quick and easy adjustment
- Powerful 1520W motor
- Pivoting sub-fence for supporting larger material
- Soft grip handle
- Equipped with chip deflector
- Lightweight and ultra compact design
- Mitre cut left and right, bevel cut left, plus compound cut

Supplied with blade, dust bag, vise assy, wrench



Blade Dia.	Mitre Angle	Bevel Angle	Cross Cut Capacity	Compound 45° x45°	Bevel 45°	Mitre 52°	Weight	Wattage
255mm (10")	L: 52° R: 52°	L: 45° R: 45°	59mm x 144mm 89mm x 101mm	41mm x 102mm	41mm x 144mm	59mm x 89mm 89mm x 54mm	11.9kg	1,520W

255mm 1450W Slide Compound Mitre Saw

C10FSB(G1Z)

- Electronic constant speed control
- Powerful 1450W motor
- Electronic overload protection
- Equipped with chip deflector
- Belt drive for smooth operation
- Head swivel adjusts 45° right and left for bevel and compound cuts

Supplied with blade, dust bag, vise assy, wrench



Blade Dia.	Mitre Angle	Bevel Angle	Cross Cut Capacity	Compound 45° x45°	Bevel 45°	Mitre 57°	Weight	Wattage
255mm (10")	L: 45° R: 57°	L: 45° R: 45°	85mm x 312mm 90mm x 280mm	55mm x 218mm 60mm x 190mm	55mm x 305mm	85mm x 165mm 90mm x 147mm	19.5kg	1450W

AC Powered Slide Compound Mitre Saws

255mm 1450W Slide Compound Mitre Saw

C10FSH(G1Z)

- Adjustable laser guide accurately indicates cutting line
- Powerful 1450W motor
- Electronic constant speed control
- Soft start reduces recoil force at motor start up
- Electronic overload protection switches saw off in the event of a jam
- Belt drive for smooth operation
- Head swivel adjusts 45° right and left for bevel and compound cuts

Supplied with blade, dust bag, vise assy, wrench



Blade Dia.	Mitre Angle	Bevel Angle	Cross Cut Capacity	Compound 45° x45°	Bevel 45°	Mitre 45°	Weight	Wattage
255mm (10")	L: 45° R: 57°	L: 45° R: 45°	85mm x 312mm 90mm x 280mm	55mm x 218mm 30mm x 218mm	55mm x 305mm	85mm x 218mm 90mm x 190mm	19.5kg	1450W

305mm 1520W Compound Mitre Saw

C12LCH(G1Z)

- Light weight and compact design
- Powerful 1520W motor
- LCD digital display to indicate angles of mitre and bevel angles to 0.5°
- Fine bevel cut adjustment in the range of right 3° to left 48°
- Thumb actuated positive mitre stops for quick and easy adjustment
- Soft grip handle
- Pivoting sub-fence for supporting larger material

Supplied with blade, dust bag, vise assy, wrench



Blade Dia.	Mitre Angle	Bevel Angle	Cross Cut Capacity	Compound 45° x45°	Bevel 45°	Mitre 52°	Weight	Wattage
305mm (12")	L: 52° R: 52°	L: 48° R: 3.0°	61.5mm x 200mm 96mm x 155mm	40mm x 140mm	40mm x 200mm	61.5mm x 120mm	19.5kg	1,520W

305mm 1520W Slide Compound Mitre Saw

C12RSH2(G1Z)

- New lighter weight design
- Powerful 1,520W motor
- Compact slide system with larger cutting capacity
- Proven belt drive system for safety and durability
- Sliding subfence to support larger piece of work
- Laser marker for marking precise cutting path
- Zero rear clearance design

Supplied with blade, dust bag, vise assy, wrench



Blade Dia.	Mitre Angle	Bevel Angle	Cross Cut Capacity	Compound 45° x45°	Bevel 45°	Mitre 45°	Weight	Wattage
305mm (12")	L: 45° R: 57°	L: 45° R: 45°	105mm x 312mm	70mm x 220mm	68mm x 312mm 43mm x 312mm	105mm x 220mm 90mm x 147mm	27kg	1520W

AC Powered Premium Table Saw

254mm 1500W Premium Worksite Table Saw

C10RJ(H1Z)

- Large table size : 730mm x 560mm
- Powerful 1500W motor
- Extension support table to cut long material
- Highly accurate rack and pinion adjustment system
- Large adjustable rip fence with a max. cutting of 899mm
- Folding stand with wheels for compact storage and transportation
- Soft start and electric brake

Supplied with blade, blade guard assy, mitre gauge assy, push stick, blade wrenches, hex bar wrench, stand with wheels.



Rack & Pinion System



Full Extension of Rip Fence

Blade Dia.	Cutting Depth	Stand	No Load Speed	Rip Fence Length	Table Size	Soft Start	Weight	Wattage
254mm (10")	90° 79mm 45° 57mm	Folding/Castors	4,500/min	R: 889mm L: 445mm	730mm x 560mm	Yes	44kg	1500W

HiKOKI's Professional Cordless Table Saw!



C3610DRJ(HAZ)

254mm Table Saw

36V Brushless motor

Powered by MULTI VOLT™

C3610DRJ(H4Z) or C3610DRJ(HAZ)

Available as a kit or bare tool





Get unlimited runtime with an AC Power Adaptor

ET36A AC Power Adaptor powers all HiKOKI 36V Power Tools - providing unlimited runtime for when tools are used in stationary applications. Available now.



Heavy Duty AC Powered Impact Drills

18mm 690W Impact Drill

DV18V(G1Z)

- Variable speed dial and trigger
- Powerful 690W motor
- Reversible by push button
- Cylindrical housing for durability
- 13mm Keyed chuck
- Quick Impact / Non-impact switch

Supplied with side handle, depth gauge, carry case.



Wood Capacity	Steel Capacity	Concrete	No Load Speed	Full load Impact	Weight	Drill Chuck	Wattage
40mm	13mm	18mm	0 - 3000/min	0 - 27,300/mm	2.0kg	1.5mm - 13mm	690W

20mm 860W Heavy Duty Impact Drill

DV20VD(G6Z)

- Heavy duty aluminium housing body (AHB)
- Powerful 860W motor
- Quick Impact / Non-impact switch
- Heavy duty steel cased 13mm keyed chuck
- Forward/reverse carbon brush rotation system for maximum over and longer brush life
- Safety slip clutch to reduce reaction force to sudden excessive load

Supplied with side handle, depth gauge, carry case. Supplied without drill bit

AHB
ALLOY HYBRID BODY



Wood Capacity	Steel Capacity	Concrete	No Load Speed	Full load Impact	Weight	Drill Chuck	Wattage
40mm	13mm	20mm	0 - 3000/min	0 - 22,000/mm	3.0kg	1.5mm - 13mm	860W

22mm 1120W Heavy Duty Impact Drill

DV22V(G6Z)

- Heavy duty aluminium housing body (AHB)
- Powerful 1120W motor
- Quick Impact / Non-impact switch
- Heavy duty steel cased 13mm keyed chuck
- Forward/reverse carbon brush rotation system for maximum over and longer brush life
- Safety slip clutch to reduce reaction force to sudden excessive load

Supplied with side handle, depth gauge, carry case. Supplied without drill bit

AHB
ALLOY HYBRID BODY



Wood Capacity	Steel Capacity	Concrete	No Load Speed	Full load Impact	Weight	Drill Chuck	Wattage
40mm	16mm	22mm	0 - 3000/min	0 - 22,000/mm	3.0kg	1.5mm - 13mm	1120W

AC Powered Drill Press & Drills

6.5mm 240W High Speed Drill

D6SH(G1Z)

- Super compact and lightweight
- Heavy duty steel cased 10mm keyed chuck
- All ball-bearing construction
- Handy belt clip and depth stopper

Supplied with chuck wrench, hook, stopper



Wood Capacity	Steel Capacity	Chuck	No Load Speed	Under load	Weight	Length	Wattage
9mm	6.5mm	0.5 - 6.5mm	0 - 4,500/min	0 - 2,700/mm	0.9kg	206mm	240W

NEW 10mm 600W All Purpose Drill

D10VC3(G1Z)

- Cylindrical housing
- Powerful 600W motor
- Super compact and lightweight
- Heavy duty steel cased 10mm keyed chuck
- Variable speed by trigger and dial plus reverse
- Rubber non-slip housing

Supplied with chuck wrench.

Optional side handle available (#981205)



Wood Capacity	Steel Capacity	Chuck	No Load Speed	Under load	Weight	Length	Wattage
32	10mm	0.8 - 10mm	0 - 2,500/min	0 - 1,380/mm	1.4kg	238mm	600W

380mm 750W Laser Drill Press

B16RM(G1Z)

- Variable speed (12 speed sections)
- Powerful 750W motor
- Cast iron table surface
- Laser guide for accurate drilling
- 16mm keyed chuck
- Depth adjustment gauge

Supplied with chuck key, wedge (drift) and hex keys

LASER →



Swing Capacity	Spindle Travel	Chuck	Rotation Speed	Table Size	Table Tilt	Weight	Wattage
380mm	85mm	16mm keyed	210 - 2,580/min	336mm x 336mm	45° Left / Right	75kg	750W

Heavy Duty AC Powered Drills

13mm 860W Heavy Duty Drill

D13VL(G1Z)

- Heavy duty aluminium housing body (AHB)
- Powerful 860W motor
- Slip clutch function
- Heavy duty steel cased 13mm keyed chuck
- High / low gear shift dial
- Soft grip handle for superior comfort

Supplied with chuck wrench, side handle, depth gauge



Wood Capacity	Steel Capacity	Chuck	No Load Speed	Under Load Speed	Weight	Length	Wattage
40mm	13mm	1.5 - 13mm	0 - 3,000min	0 - 1,100/mm	2.9kg	363mm	860W

13mm 800W High Torque Drill

D13VG(G1Z)

- Max. torque 74Nm
- Powerful 800W motor
- Triple reduction gearbox generates high torque
- Heavy duty steel cased 13mm keyed chuck
- Variable speed and reverse by trigger
- Electric brake

Supplied with chuck wrench, side handle, handle extension, carry case



Wood Capacity	Steel Capacity	Chuck	No Load Speed	Under Load Speed	Weight	Length	Wattage
38mm	13mm	1.5 - 13mm	0 - 600/min	0 - 360/mm	2.0kg	287mm	800W

13mm 720W D-Handle Drill

D13(G1Z)

- High powered triple reduction gearbox
- Powerful 720W motor
- Heavy duty 13mm keyed chuck
- Auto stop brushes
- Single speed and reverse
- Multi-handle configuration for maximum control

Supplied with chuck wrench, side handle



Wood Capacity	Steel Capacity	Chuck	No Load Speed	Under Load Speed	Weight	Length	Wattage
40mm	13mm	1.5 - 13mm	550/min	330/mm	3.0kg	378mm	720W

Heavy Duty AC Powered Metal Cutting Tools

355mm 2000W Metal Cut-off Saw

CC14SF(G1Z)

- Quick release vice
- Powerful 2000W motor
- Spark diversion guide
- Convenient spindle lock
- Soft grip handle
- Capable of cutting shaped steel u to 130mm x 130mm

Supplied with cut-off wheel, wrench



Wheel Dia	Bar Dia.	Pipe Dia.	No Load Speed	Shaped Steel	Weight	Length	Wattage
335mm	65mm	120mm	3,800/min	130mm x 130mm	16.5kg	603mm x 318mm	2000W

1.6mm 400W Premium Metal Nibbler

CN16SA(G1Z)

- 3 positive stop die holder allows for straight, right and left cutting
- Powerful 400W motor
- Downward cutting allows for cutting of trapezoidal metal plate
- Downward cutting for high visibility and clean work
- Compact and lightweight design

Supplied with 2 hex bar wrenches.

Replacement Punch #998030

Replacement Die #998039



Steel Capacity	Stainless Capacity	Cutting Width	Min. Cutting Radius	No load Impact	Length	Weight	Wattage
1.6mm (16ga.)	1.2mm (18ga)	5mm	40mm	2,300mm	250mm	1.6kg	400W

1.6mm 400W Premium Metal Shear

CE16SA(G1Z)

- Scrap guide protects operator's hand from cut-off scraps
- Powerful 400W motor
- Easily replaceable blades having 8 cutting edges each
- Compact, lightweight design

Supplied with blade set, thickness gauge, hex bar wrench



Steel Capacity	Stainless Capacity	Min. Cutting Radius	No load Impact	Length	Weight	Wattage
1.6mm (16ga.)	1.2mm (18ga)	25mm	4,700mm	250mm	1.7kg	400W

AC Powered Heat Guns and Blowers

600° 2000W Dual Temp Heat Gun

RH600T(H1Z)

- 2 Heat settings
- Powerful 2000W motor
- Cool air shot for quick cooling down
- Overheating protection
- Hanging hook for easy storage
- Soft grip handle for more control and comfort

Supplied with round nozzle, flat nozzle, curves nozzle, scraper, carry case



Wind Volume	Wind Temperature	Cooling Temperature	Heat Settings	Weight	Length	Wattage
0.25/0.5m ³ /min	450/600°C	50°C	2 Settings	0.57kg	245mm	2000W

650° 2000W Variable Temp Heat Gun

RH650V(H1Z)

- LCD display for showing temperature and wind power settings
- Powerful 2000W motor
- Continuous adjustable temperature and variable air flow
- High stability for stationary use
- Soft grip handle for more control and comfort

Supplied with round nozzle, flat nozzle, curves nozzle, scraper, carry case



Wind Volume	Wind Temperature	Cooling Temperature	Heat Settings	Weight	Length	Wattage
0.25/0.5m ³ /min	50 - 650°C	-	Variable	0.97kg	245mm	2000W

550W Variable Speed Blower / Extractor

RB40VA(G1Z)

- High volume and variable speed
- Powerful 550W motor
- Air volume 0-3.8m³/min
- Allows a wider variety of tasks to be performed
- Can be used in either blower or dust collection mode
- Soft grip wrap around handle for ease of use

Supplied with nozzle and dust bag



No Load Speed	Air Pressure	Output Air Volume	Cord Length	Weight	Length	Wattage
0 - 16000/min	0-561 mmAq	0-3.8m ³ /min	4m	1.7kg	447mm	550W

AC Powered Specialty Saws, Cutters and Shears

16mm 800W Fibre Cement Snapper Shears

SS10B(GBZ)

- Cuts up to 16mm thick medium density fibre cement board
- High torque operation
- Fast, low dust solution for cutting fibre cement
- Can cut notches, gentle curves and clean internal corners

Supplied with case



Max Cutting Depth	No-Load Speed	Cord Length	Weight	Length	Wattage
16mm	0-600/min	4m	3.5kg	370mm	800W

16mm 860W Fire Cement Snapper Shears

SS10A(GAZ)

- Cuts up to 16mm thick medium density fibre cement board
- Two speed cutting operation
- Fast, low dust solution for cutting fibre cement
- Can cut notches, gentle curves and clean internal corners

Supplied with case



Max Cutting Depth	No-Load Speed	Cord Length	Weight	Length	Wattage
16mm	0-600/min	4m	3.5kg	370mm	860W

110mm 1320W Tile and Concrete Cutter

CM4SB2(G1Z)

- Max cutting depth of 34mm (max 20mm per cut)
- High powered 1320W motor
- Compact and versatile
- Efficiently cuts bricks, tiles, and concrete
- For dry type operation
- Tool-less depth adjustment

Supplied with wrench.



Blade Capacity	Max. Cut Depth	Depth Per Cut	No Load Speed	Weight	Length	Wattage
110mm	34mm	20mm	11,500/min	2.8kg	204mm	1320W

AC Powered Screwdrivers

6mm 620W All Purpose Drywall Screwdriver

W6VA4(G1Z)

- 6mm Self drilling screw capacity
- Powerful 620W motor
- Heavy duty long-life clutch
- Detachable nose piece for easy to change and adjust a bit
- Soft grip handle
- Soft protector around aluminium gear cover to prevent work pieces being scratched

Supplied with driver bit, magnetic bit holder, sub stopper



Drywall Screw Capacity	Self-drill Screw Capacity	Bit Shank	No Load Speed	Weight	Length	Wattage
6mm	6mm	6.35mm	0-3,000/min	1.4kg	294mm	620W

6mm 620W Tek Screwdriver

W6VB3(G1Z)

- High torque model for tek screw applications
- Powerful 620W motor
- Wood Screw Capacity : Dia 5.8mm, Length 50mm
- Detachable nose piece for easy to change and adjust a bit
- Soft grip handle
- Aluminum gear cover for durability
- Soft protector around aluminum gear cover to prevent work pieces being scratched

Supplied with magnetic bit holder, sub stopper



Drywall Screw Capacity	Self-drill Screw Capacity	Bit Shank	No Load Speed	Weight	Length	Wattage
6mm	6mm	6.35mm	0-2,600/min	1.5kg	312mm	620W

6mm 470W Automatic Screwdriver

W4YD(G1Z)

- For collated screw strips
- Powerful 470W motor
- Capacity for plasterboard screws: Dia. 6mm. Length 25 - 41 mm.
- Durable automatic screw feeding mechanism
- Screw-feed reversible by button
- Angle adjustable hook

Supplied with driver bit, rubber cover, sheet, hook, carry case



Dry Wall Screw Capacity	Screw Capacity	Loading Capacity	Bit Shank	Weight	Length	Wattage
4mm	25 - 41mm	50 screws	6.35mm	1.7kg	355mm	470W

AC / DC Powered Rebar Bender / Cutter

16mm Rebar Bender / Cutter with AC Power Adaptor

VB3616DA(G4Z) & ET36A(H0Z)

- Cuts and bends rebar up to 16mm*
- Powerful brushless motor
- Adjustment dial provides fine adjustment of the bend angle
- Automatic reverse rotation mode
- Highly portable machine for on-site applications
- Powerful brushless motor effortlessly bends and cuts rebar without sparks, heat or distortion
- Bend diameter of 62mm*
- Also able to be powered by Multi Volt batteries

Supplied with carry case and AC power adaptor



BRUSHLESS



Bending / Cutting Capacity	Cutting Speed	Cutting Run time	Bending Run time	Weight	Length	Wattage (ET36A)
10mm, 12mm, 16mm	3.8sec	Unlimited	Unlimited	18.5kg	510mm	2000W Max.

16mm 36V Cordless Brushless Rebar Bender / Cutter

VB3616DA(GGZ)

- Cuts and bends rebar up to 16mm*
- Powerful brushless motor
- Adjustment dial provides fine adjustment of the bend angle
- Automatic reverse rotation mode
- Highly portable machine for on-site applications
- Powerful brushless motor effortlessly bends and cuts rebar without sparks, heat or distortion
- Bend diameter of 62mm*
- Also able to be powered by the AC Power Adaptor

Supplied with 2x MULTI VOLT™ batteries (BSL36A18), Rapid Smart Charger, Case.



BRUSHLESS

Bending / Cutting Capacity	Cutting Speed	Cutting	Bending	Weight	Length	Voltage
10mm, 12mm, 16mm	3.8sec	Approx. 170 (BSL36A18)	Approx. 310 (BSL36A18)	18.5kg	510mm	36V

* Refer to your local Territorial Authority for suitability.

HIKOKI BRAND PARTNERS.



Emirates Team New Zealand and HiKOKI (Formerly HITACHI) have a long standing relationship that spans back to the San Diego America's Cup campaign in 1995. With the birth of the bold new HiKOKI brand came superior new power tool technology that gives this world beating team an edge. Emirates Team New Zealand's Sean Regan, in charge of the team's boat building facility and building the new AC75 boats, says, "The new technology is amazing, the power that we get, the longevity of the batteries, and the recharge times are fantastic." HiKOKI has harnessed state of the art lithium battery technology from the E.V industry to create Multi Volt, a 36 volt cordless battery platform which delivers game changing power and performance.

Sean Regan adds "In our game, if you sit back you're never going to beat the opposition. We've got to keep evolving right to the very end, and we can see that with HiKOKI, and where they're going. We're really excited to be able to use that new technology to help us to defend the America's Cup." Andrew Way, Managing Director of HiKOKI New Zealand says, "It's a special relationship that goes right back to the beginning of the team's amazing story of innovation, resilience, can-do attitude" Way continues, "The new HiKOKI Multi Volt range of tools have more than twice the performance, this means some tasks will be able to be completed in less than half the time, which could be a crucial difference in overnight race preparations". This evolution is something that Emirates Team New Zealand is eager to capitalise on during the boat building, testing, and racing stages of their campaign as they prepare to defend the Auld Mug in the 36th America's Cup in 2021.



Cardrona Alpine Resort is New Zealand's most popular ski area, attracting snow enthusiasts - from beginners to Olympic and X-Games athletes. Cardrona's three vast basins are home to the Southern Hemisphere's most extensive terrain parks & pipes, and NZ's most qualified ski and snowboard school. Wide, open trails offer some of NZ's best snow conditions, groomed to perfection by a modern & innovative snow management system. With such a diverse range of facilities, vast infrastructure, and a huge fleet of equipment, Cardrona Alpine Resort employs a team of experienced and resourceful maintenance, construction and engineering tradespeople to keep the entire operation safely and efficiently operating. Working in freezing temperatures through winter, often braving the weather conditions and restricted access, this team of professionals relies on premium, high performance power tools to help them

complete their daily tasks. Cardrona partners with HiKOKI to ensure the behind the scenes work gets done so that the Resort visitors have an amazing experience. Cardrona chooses HiKOKI Power Tools because of their durability and ability to operate in these extreme conditions. With features such as IP56 Rated tools, state of the art Multi Volt Cordless technology, and models with superior power output, HiKOKI Power Tools allow them to get the work done as fast and as safely as possible.

For NZ most innovative and successful Apline Resort, HiKOKI brings Cardrona the power tool Innovation, Power, and Durability they need.



Partnerships defined by groundbreaking technology.



Jamie McDonald and his #71 Sprint Car Team are key Brand Partners for HiKOKI Power Tools – arguably the most professional and well-established Sprint Car team in New Zealand. With uncompromising standards, and Jamie's Sprint Car harnessing more than 850

Horse Power and driving at extreme speeds in a highly competitive field, this is a team out to dominate on the track. In high-performance racing environments like this you need high powered, highly reliable tools, that can operate effectively and provide the team with the ability to

undertake major repairs under immense time pressure on race night. That's why Jamie chooses HiKOKI Power Tools - next generation cordless tools that are highly durable, powerful, and contribute to the legendary High Performance success that the #71 team is renowned for.

“HiKOKI technology is incredibly advanced, and that's what sets it apart”



World-renowned studio **Angus Muir Design** works at the intersection of people, space and objects - dedicated to renewing and revitalising public and private spaces through innovative bespoke lighting installations while complementing their surroundings. Angus' portfolio features well-known innovative projects, with end-to-end design and installation services for clients - whether it be an event or festivals like Bright Nights, Auckland City Limits or LUMA Light Festival or private commission, interior project, or advertising/corporate sector assignment.

This constant drive for innovation and performance led Angus Muir Design into a partnership with HiKOKI. Constantly on

the move, either around New Zealand, or overseas, Angus' team need portable tools that can be flown without the hassle of Dangerous Goods delays caused by batteries, and need the compatibility and performance that HiKOKI's Multi Volt system delivers. In delivering clients and the public amazing experience of spaces, a lot of ground work has to go into the design, construction and installation of these projects.

Firstly in the workshop, where HiKOKI power tools do the heavy lifting - cutting, fabrication, and pre-assembly work. Then in the field for the installation stage - with water resistant IP56 ratings, immense power without the need for generators,

and durability to withstand the rigors of travel and hard, intensive work - HiKOKI Power Tools support Angus and his team wherever they are and whatever the project.



HiKOKI



HiKOKI NZ

www.hikoki.co.nz

NZ owned and operated Distributor
supporting local professionals



MULTI VOLT



For the full range of HiKOKI cordless tools, please go to the HiKOKI website or refer to the cordless catalogue.

HiKOKI

NZ owned & Operated Distributor supporting local professionals.



HiKOKI NZ



HiKOKI NZ



HiKOKI NZ

www.hikoki.co.nz

Copyright © 2020 HiKOKI NZ Ltd.